

Handheld Tools Book



People. Passion. Performance.

 Chicago
Pneumatic

People. Passion. Performance.

Since 1901, Chicago Pneumatic has produced equipment designed not only to get the job done, but also to get it done efficiently, effectively and safely. Just as important, Chicago Pneumatic equipment is built to get right back to work on the next job.

Today the Chicago Pneumatic brand represents an extensive range of tools, compressors, accessories and more — with innovation and durability built into every piece of Chicago Pneumatic equipment.

Backed by trusted people

Chicago Pneumatic equipment is built for real-world applications by people who understand what tools need to do. So whether you're a rental dealer who needs to provide reliable equipment every day or you're a worker who needs productive, high-performing tools, you can trust Chicago Pneumatic equipment.

Plus, thanks to Chicago Pneumatic's global network of dealers and support, the parts and service you need for maximum uptime are always close by.

Table of contents

Pneumatics Equipment

Relation between impact rate & material hardness	07
Chipping Hammers.....	08
Pick Hammers	09
Rivet Busters	10
Clay Diggers	10
Light Breakers	12
Heavy Breakers	12
Spike Drivers	13
Rotary Hammers	14
Sinkers/Surface Rock Drills	15
Scabblers.....	16
Tampers.....	16
Pneumatic Pumps	17

Hydraulic Equipment

Power Packs.....	19
Pick Hammer	20
Breakers	20
Cut-off Saws	21
Core Drills.....	21
Post Puller	22
Post Drivers	22

Motor-Driven Equipment

Motor Drills And Breakers.....	24
--------------------------------	----

Consumables, Accessories & Parts

RED-X Hoses and Airline Accessories	26
Lubricants	27
Breaker Steel.....	28
Breaker Steel.....	29
Pick Hammer Steel.....	29
Clay Digger Steel.....	30
Chipping Hammer Steel	30
Rivet Buster Steel.....	30
Rotary Hammer Steel.....	31
Chipping Hammer Accessories	31
Backfill Tamper Accessories	32
Extension Hoses With Couplings	32
Lubricant	32
Pick Hammer and Breaker Steel	33
Pick Hammer and Breaker Steel	34
Cut-Off Saw Accessories	36
Core Drill Accessories	36
Post Driver.....	36
Post Puller	37
Petrol-Driven.....	37

**High-performance
products.
Designed for you!**

When to use a pneumatic, hydraulic or petrol driven tool?

When choosing the right tool it's important to have an idea of what option is best suited for the job you need to get done.



Do you have to use the tool for longer than 4 hour a day?

YES



Pneumatic

NO



Do you have compressed air available at site?

YES



Pneumatic

NO



Do you have to work in a cramped space?

YES



Hydraulic

NO



Are you working in a remote location?

YES



Petrol









Pneumatics Equipment

When you get a Chicago Pneumatic tool in your hands, everything just feels right. It's balanced for improved control. The grips fit your hands. It's solid and rugged, yet lightweight for jobsite maneuverability. Turn the tool on and it feels like an extension of your arms, letting you focus on the job and not the tool. The power flows. The toughness is clear. It's performance in the palm of your hand. It's a CP handheld pneumatic tool.

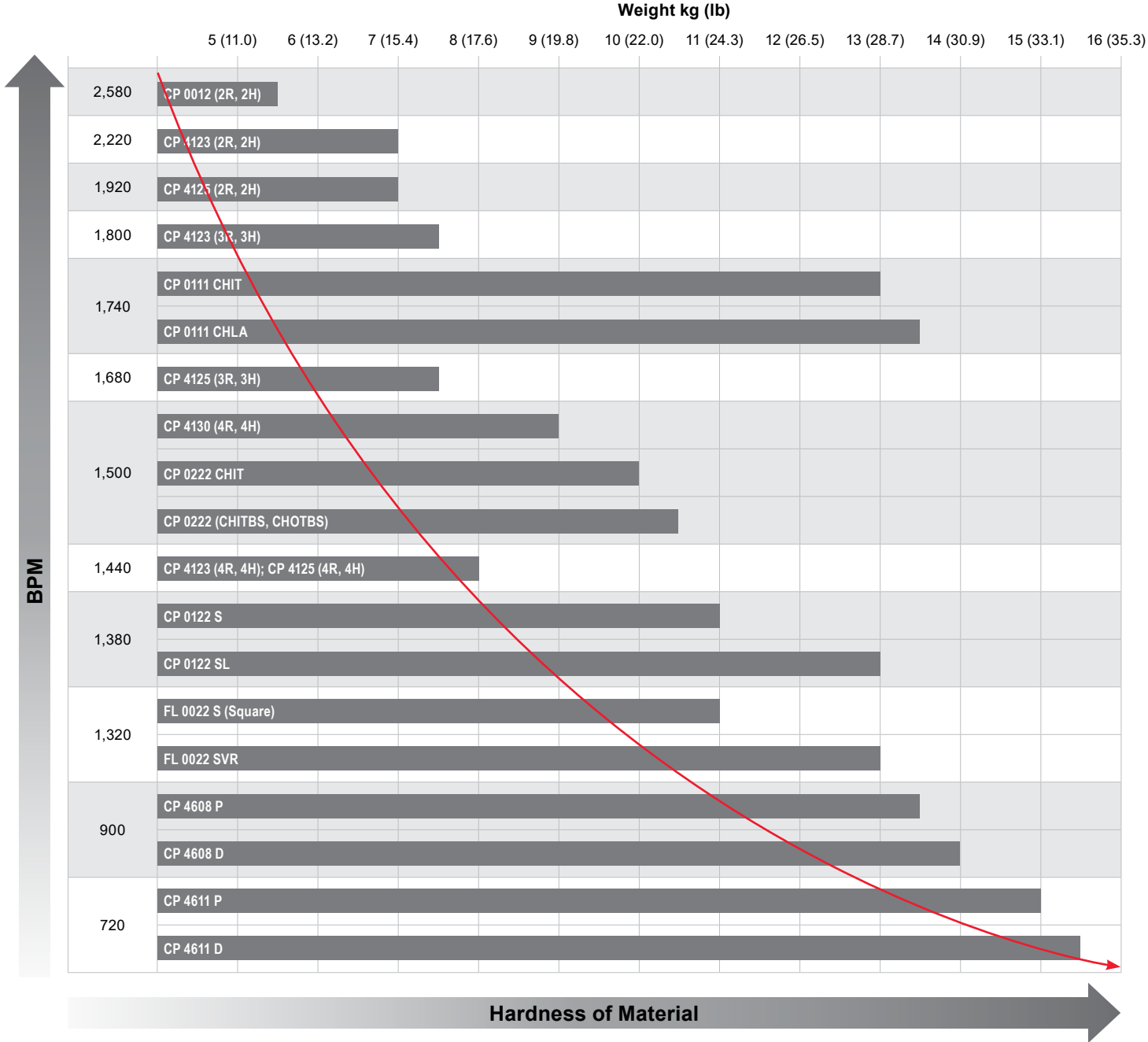
Hammers, clay diggers and rivet busters

MEDIUM HARD MATERIAL

SOFT MATERIAL		HARD MATERIAL	
			
<p>Light Renovation</p> <p>Chipping hammers offer the highest specific bpm and are suitable for surface renovation on softer material. These lighter hammers are used to remove the first layer of material on a surface.</p>	<p>Advanced Renovation</p> <p>Pick hammers have a lower specific bpm, making them more universal for use with materials of medium hardness.</p>	<p>Tunneling</p> <p>In addition to advanced renovation tasks, Clay diggers offer a lighter, more universal alternative hammer to a breaker and can work vertically, horizontally or overhead.</p>	<p>Industrial Renovation</p> <p>Rivet busters have the lowest specific bpm, together with high power and lower weight. This makes them a good alternative to a T-handled breaker — especially when the weight is restricted by work specifications. They are best suited for working with harder materials such as reinforced concrete and greater depths beneath the surface.</p>
<p>Applications</p> <ul style="list-style-type: none"> • Interior renovations to brick walls • Tile removal • Swimming pool renovations • Alteration work • Hole-making • Chipping, cutting and trimming • Scaling 	<p>Applications</p> <ul style="list-style-type: none"> • Removing sections of brick walls • Renovating concrete floors • Heavier-duty chipping and cutting • Trenching 	<p>Applications</p> <ul style="list-style-type: none"> • Exterior brick wall renovations • Breaking hard rock in tunnels or mines • Digging soil and soft ground 	<p>Applications</p> <ul style="list-style-type: none"> • Bridge deck and bridge pile renovation jobs • De-capping foundation pillars • As an alternative to paving breakers in tight spaces • Cutting and removing large rivets and bolts • Cutting metal tanks or plates • Demolition

Relation between impact rate & material hardness

The following chart illustrates the impact Rate for the full line of CP pneumatic hammers. Each bar represents the CP model(s) with the corresponding combination of specifications. In general, models with a lower weight and higher bpm are best for softer materials, and models with a higher weight and lower bpm are best for harder materials. The curved red line highlights this trend.



Units with the same bpm are available in multiple weights to suit the hardness of the material.

■ = CP models with these specifications → = Trend (material hardness increases with higher weight and lower bpm)





Applications

- Used for construction and industrial applications including chipping and scaling

Features

- Complete line of hammers
- Strong and reliable
- All models equipped with mufflers for noise reduction
- Vibration-reduced, silenced (SVR) models available

Pneumatic Chipping Hammers	CP 0012	CP 0012 - 2	CP 4123 - 2	CP 4123 - 3	CP 4123 - 4
Weight kg (lb)	5.5 (12)	5.5 (12)	7 (15)	7.5 (17)	8 (18)
Length mm (in)	406 (15.9)	406 (15.9)	375 (14.8)	425 (16.7)	460 (18.1)
Air Consumption l/s (cfm)	9.5 (20)	9.5 (20)	12 (25)	14 (30)	13 (28)
Blows Per Minute bpm	2,580	2,580	2,220	1,800	1,440
Vibration Level 3 Axes (ISO 28927-10) m/s ²	14.6	14.6	13.2	11.4	13.9
Sound Power Level Guaranteed (2000/14/EC) dB(A)	104	104	–	–	–
Sound Pressure Level (ISO 11203) dB(A)	89	89	–	–	–
Retainer Type	Screw Cap	Spring Retainer	Spring type	Spring type	Spring type
Air Inlet	3/8" BSP	3/8" NPTF	3/8" NPTF	3/8" NPTF	3/8" NPTF
Handle Type	D-Handle	D-Handle	Pistol Grip	Pistol Grip	Pistol Grip
Trigger Type	Inside	Inside	Outside	Outside	Outside
Part Number	8900 0001 01	–	–	–	–
Chuck Size Hex 19 x 50 (3/4 x 2)	–	–	–	–	–
Part Number	–	8900 0001 02*	8900 0001 04	8900 0001 06	8900 0001 08
Chuck Size mm (in) Rd 17.3 (0.680)	–	–	–	–	–
Part Number	–	8900 0001 03*	8900 0001 05	8900 0001 07	8900 0001 09
Chuck Size mm (in) Hex 14.7(0.580)	–	–	–	–	–

Pneumatic Chipping Hammers	CP 4125 - 2	CP 4125 - 3	CP 4125 - 4**	CP 4130 - 3	CP 4130 - 4**
Weight kg (lb)	7 (15)	7.5 (17)	8 (18)	8.5 (19)	9 (20)
Length mm (in)	380 (15)	415 (16.3)	445 (17.5)	420 (16.5)	450 (17.7)
Air Consumption l/s (cfm)	13 (28)	15 (32)	13 (28)	12 (25)	12.5 (26)
Blows Per Minute bpm	1,920	1,680	1,440	1,920	1,500
Vibration Level 3 Axes (ISO 28927-10) m/s ²	13.8	15.3	14.6	9.6	12.3
Sound Power Level Guaranteed (2000/14/EC) dB(A)	–	–	–	104	104
Sound Pressure Level (ISO 11203) dB(A)	–	–	–	90	90
Retainer Type	Spring type	Spring type	Spring type	Spring type	Spring type
Air Inlet	3/8" NPTF	3/8" NPTF	3/8" NPTF	3/8" NPTF	3/8" NPTF
Handle Type	Pistol Grip	Pistol Grip	Pistol Grip	D-Handle	D-Handle
Trigger Type	Outside	Outside	Outside	Outside	Outside
Part Number	8900 0001 10	8900 0001 12	8900 0001 14	8900 0001 16	8900 0001 18
Chuck Size mm (in) Rd 17.3 (0.680)	–	–	–	–	–
Part Number	8900 0001 11	8900 0001 13	8900 0001 15	8900 0001 17	8900 0001 19
Chuck Size mm (in) Hex 14.7(0.580)	–	–	–	–	–

NOTE:
 - All values measured at 6 bar (87 psi) except sound data, which was measured at 6.2 bar (89 psi)
 - 2, 3, 4 at the end of the model names refers to piston stroke in inches

* Without CE certification (for noise regulation)

** Article will be phased out. Units will be available until stock is exhausted.

Pick hammers



Applications

- Used for light to medium demolition, trenching and renovation applications

Features

- Ideal combination of power and lightweight design
- Multipurpose versatility
- Quality components for excellent durability
- Some models available with latch retainer for quick and easy change of steels
- Models with a vibration-reduced
- D - handle available for all models

Pneumatic Pick Hammers	CP 0111 CHLA	CP 0111 CHIT	CP 0122 S**	CP 0122 SL**
Weight kg (lb)	13.5 (30)	13 (29)	11 (24)	13 (29)
Length mm (in)	597 (23.5)	572 (22.5)	565 (22.2)	560 (22.0)
Air Consumption l/s (cfm)	21 (45)	21 (45)	21 (45)	21 (45)
Blows Per Minute bpm	1,740–1,920	1,740–1,920	1,380	1,380
Vibration Level 3 Axes (ISO 28927-10) m/s ²	–	–	16.3	16.3
Sound Power Level Guaranteed (2000/14/EC) dB(A)	–	–	105	105
Sound Pressure Level (ISO 11203) dB(A)	–	–	89	93
Retainer Type	Latch	Latch	Screw Cap	Latch
Air Inlet	3/8" NPTF	3/8" NPTF	3/4" BSP	3/4" BSP
Handle Type	D-Handle	D-Handle	D-Handle	D-Handle
Trigger Type	Outside	Inside	Inside	Inside
Part Number (ISO Std Shank) Chuck Size Hex 22 x 82.5 mm (7/8 x 3-1/4 in)	–	–	8900 0001 43	8900 0001 48
Part Number (US Shank) Chuck Size Hex 22 x 82.5 mm (7/8 x 3-1/4 in)	–	8900 0001 41*	–	–
Part Number (US Shank) Chuck Size Hex 25 x 108 mm (1 x 4-1/4 in)	8900 0001 20*	–	–	–

Pneumatic Pick Hammers	CP 0222 CHIT	CP 0222 CHIT BSP	CP 0222 CHOT BSP
Weight kg (lb)	10 (22)	10.5 (23)	10.5 (23)
Length mm (in)	495 (19.5)	495 (19.5)	495 (19.5)
Air Consumption l/s (cfm)	19 (40)	19 (40)	19 (40)
Blows Per Minute bpm	1,500	1,500	1,500
Vibration Level 3 Axes (ISO 28927-10) m/s ²	–	19.8	19.8
Sound Power Level Guaranteed (2000/14/EC) dB(A)	–	105	105
Sound Pressure Level (ISO 11203) dB(A)	–	90	90
Retainer Type	Latch	Latch	Latch
Air Inlet	1/2" NPTF	3/4" BSP	3/4" BSP
Handle Type	D-Handle	D-Handle	D-Handle
Trigger Type	Inside	Inside	Outside
Part Number (ISO Std Shank) Chuck Size Hex 22 x 82.5 mm (7/8 x 3-1/4 in)	–	8900 0001 22	8900 0001 23
Part Number (US Shank) Chuck Size Hex 22 x 82.5 mm (7/8 x 3-1/4 in)	8900 0001 21	–	–

NOTE:

- All values measured at 6 bar (87 psi) except sound data, which was measured at 6.2 bar (89 psi)
- CHOT: Closed Handle Outside Trigger
- CHIT: Closed Handle Internal Trigger
- CHLA: Closed Handle Latched Retainer

* Without CE certification (for noise regulation)

** Article will be phased out. Units will be available until stock is exhausted.

Rivet busters



Applications

- Used for removing rivets and in metal and concrete applications, including demolition and bridge work

Features

- Among the best power-to-weight ratios available
- Teasing throttle for precise control
- Rugged design and components for reliable operation under tough conditions
- Stepped cylinder design for added safety

Pneumatic Rivet Busters

	CP 4608 P	CP 4608 D	CP 4611 P	CP 4611 D
Weight kg (lb)	13.5 (30)	14 (31)	15 (33)	15.5 (34)
Length mm (in)	585 (23)	600 (23.6)	660 (26)	675 (26.6)
Air Consumption l/s (cfm)	21 (45)	21 (45)	21 (45)	21 (45)
Blows Per Minute bpm	900	900	720	720
Vibration Level 3 Axes (ISO 28927-10) m/s ²	12.6	12.3	13.3	14.3
Sound Power Level Guaranteed (2000/14/EC) dB(A)	105	105	105	105
Sound Pressure Level (ISO 11203) dB(A)	93	93	93	93
Air Inlet	1/2" NPTF	1/2" NPTF	1/2" NPTF	1/2" NPTF
Handle Type	Pistol Grip	D-Handle	Pistol Grip	D-Handle
Trigger Type	Outside	Inside	Outside	Inside
Cylinder	Short (8")	Short (8")	Long (11")	Long (11")
Part Number Chuck Size Jumbo	8900 0001 49	8900 0001 51	8900 0001 50	8900 0001 52

Clay diggers



Applications

- Used for light to medium clay digging applications

Features

- Excellent power-to-weight ratio
- Steel design with quality components for long-lasting reliability
- Screw-on retainer

Pneumatic Clay Diggers

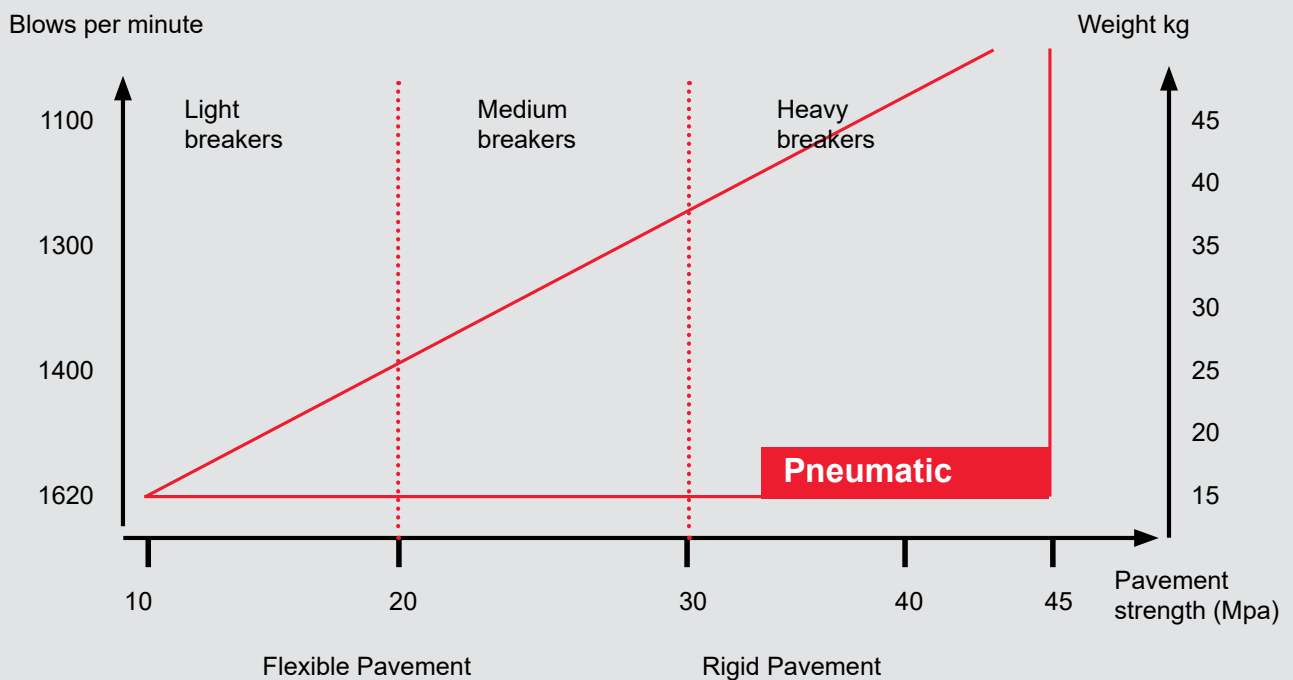
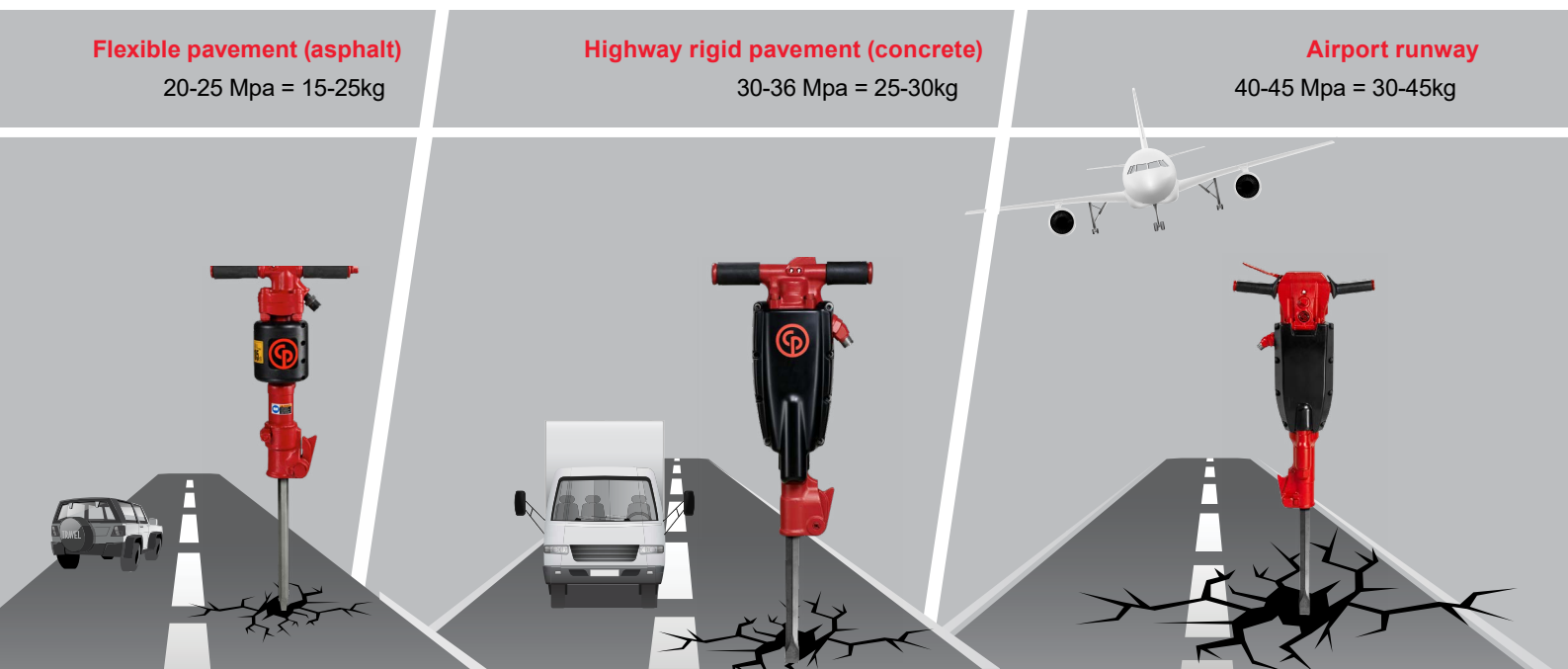
	FL 0022**	FL 0022 S
Weight kg (lb)	10.5 (23)	11 (24)
Length mm (in)	495 (19.5)	495 (19.5)
Air Consumption l/s (cfm)	21 (45)	21 (45)
Blows Per Minute bpm	1,320	1,320
Vibration Level 3 Axes (ISO 28927-10) m/s ²	16.3	16.3
Sound Power Level Guaranteed (2000/14/EC) dB(A)	–	105
Sound Pressure Level (ISO 11203) dB(A)	–	89
Retainer Type	Screw Cap	Screw Cap
Air Inlet	3/4" BSP	3/4" BSP
Handle Type	D-Handle	D-Handle
Trigger Type	Outside	Outside
Part Number Chuck Size Square 19 x 82 mm 3/4 x 3-1/4 in)	8900 0001 24	8900 0001 25

NOTE:

- All values measured at 6 bar (87 psi) except sound data, which was measured at 6.2 bar (89 psi).

** Article will be phased out. Units will be available until stock is exhausted.

How to choose the right breaker for the job?



Types of breakers

Light breakers

Pneumatic Breakers	CP 0112	CP 0112 S	CP 0112 EXT	CP 1210	CP 1210 S	CP 1210 SVR
Weight kg (lb)	13.5 (30)	14.5 (32)	16 (35)	20 (44)	22.5 (50)	25 (55)
Length mm (in)	535 (21.1)	535 (21.1)	800 (31.5)	540 (21.2)	585 (23.0)	650 (25.6)
Air Consumption l/s (cfm)	23 (49)	23 (49)	23 (49)	26.5 (56)	26.5 (56)	26.5 (56)
Blows Per Minute bpm	1,620	1,620	1,620	1,400	1,400	1,400
Vibration Level 3 Axes (ISO 28927-10) m/s ²	–	16.3	–	–	14.6	5.3
Sound Power Level Guaranteed (2000/14/EC) dB(A)	–	105	–	–	105	105
Sound Pressure Level (ISO 11203) dB(A)	–	93	–	–	92	92
Retainer Type	Latch	Latch	Latch	Latch	Latch	Latch
Air Inlet	3/4" NPTF	3/4" NPTF	3/4" NPTF	3/4" NPTF	3/4" NPTF	3/4" NPTF
Part Number (ISO Std Shank) Chuck Size Hex 25 x 108 mm (1 x 4-1/4 in)	–	8900 0030 25	–	8900 0030 02*	8900 0030 04	8900 0030 06
Part Number (US Shank) Chuck Size Hex 25 x 108 mm (1 x 4-1/4 in)	8900 0030 23*	–	8900 0030 24*	8900 0030 01*	8900 0030 03	8900 0030 05
Part Number Chuck Size Hex 28 x 160 mm (1-1/8 x 6-1/4 in)	–	–	–	–	8900 0030 07	8900 0030 08
Part Number Chuck Size Hex 32 x 160 mm (1-1/4 x 6-1/4 in)	–	–	–	–	8900 0030 09	8900 0030 10
Part Number (US Shank) Chuck Size Hex 22 x 82.5 mm (7/8 x 3-1/4 in)	8900 0030 26*	–	–	–	–	–
Part Number (ISO Std Shank) Chuck Size Hex 22 x 82.5 mm (7/8 x 3-1/4 in)	–	–	8900 0030 27*	–	–	–

Heavy breakers

Pneumatic Breakers	CP 1260	CP 1260 S	CP 1260 SVR	CP 0117	CP 0117 S	CP 1290	CP 1290 S	CP 1290 SVR
Weight kg (lb)	29 (64)	31 (68)	34 (75)	35 (77)	36 (79)	37 (82)	39 (86)	43.5 (96)
Length mm (in)	680 (26.7)	680 (26.7)	740 (29.1)	735 (28.9)	740 (29.1)	730 (28.7)	730 (28.7)	785 (30.9)
Air Consumption l/s (cfm)	34.5 (73)	34.5 (73)	34.5 (73)	35 (74)	35 (74)	43 (91)	43 (91)	43 (91)
Blows Per Minute bpm	1,300	1,300	1,300	1,080	1,080	1,100	1,100	1,100
Vibration Level 3 Axes (ISO 28927-10) m/s ²	20.7	20.7	6.5	–	11.9	18.4	18.4	6.2
Sound Power Level Guaranteed (2000/14/EC) dB(A)	–	110	110	–	108	–	111	111
Sound Pressure Level (ISO 11203) dB(A)	–	97	97	–	95	–	98	98
Retainer Type	Latch	Latch	Latch	Latch	Latch	Latch	Latch	Latch
Air Inlet	3/4" NPTF	3/4" NPTF	3/4" NPTF	3/4" NPTF	3/4" NPTF	3/4" NPTF	3/4" NPTF	3/4" NPTF
Part Number Chuck Size Hex 28 x 160 mm (1-1/8 x 6-1/4 in)	8900 0030 29*	8900 0030 31	8900 0030 33	8900 0030 47*	8900 0030 49	8900 0030 38*	8900 0030 40	8900 0030 42
Part Number Chuck Size Hex 32 x 160 mm (1-1/4 x 6-1/4 in)	8900 0030 28*	8900 0030 30	8900 0030 32	8900 0030 48*	8900 0030 50	8900 0030 37*	8900 0030 39	8900 0030 41

NOTE:

- All values measured at 6 bar (87 psi) except sound data, which was measured at 6.2 bar (89 psi).

- SVR: Silenced & Vibration Reduced

- EXT: Extended handle

* Without CE certification (for noise regulation)

Spike drivers



Applications

- Used for driving spikes in railroad, construction and plant maintenance applications

Features

- Robust, powerful design
- Heavy-duty front head springs for reduced reaction back to operator
- Alloy steel forgings for excellent durability
- Built-in lubricator
- Easy access to daily service points
- Easy to transport
- All models equipped with mufflers for noise reduction

Pneumatic Spike Drivers

	CP 1260 S SPDR	CP 1290 S SPDR**
Weight kg (lb)	29.5 (65)	38 (84)
Length mm (in)	625 (24.6)	660 (25.9)
Air Consumption l/s (cfm)	34.5 (73)	43 (91)
Blows Per Minute bpm	1,300	1,110
Vibration Level 3 Axes (ISO 28927-10) m/s ²	20.7	18.4
Sound Power Level Guaranteed* (2000/14/EC) dB(A)	110	111
Sound Pressure Level (ISO 11203) dB(A)	97	98
Air Inlet	3/4" NPTF	3/4" NPTF
Maximum Head Diameter mm (in)	44 (1.7)	44 (1.7)
Part Number	8900 0030 34	8900 0030 43

NOTE:

- All values measured at 6 bar (87 psi) except sound data, which was measured at 6.2 bar (89 psi).
 - SPDR: Spike Driver

** Article will be phased out. Units will be available until stock is exhausted.



Rotary hammers



Applications

- Used for construction, maintenance and other applications such as drilling, chipping, scarifying and scaling

Features

- Versatile tool is both a drill and a chipping hammer

- Outstanding power-to-weight ratio helps drill holes faster and easier than with comparable electric rotary hammers
- Built-in oiler for continuous lubrication
- Teasing throttle for precise control
- Cushioned piston for smooth operation and long service life
- Muffler included in S models

Pneumatic Rotary Hammers

	CP 0009 A	CP 0009 B	CP 0009 AC	CP 0009 CS	CP 0009 F	CP 0014 RR
Weight kg (lb)	4 (9)	3.7(8.16)	4 (9)	4.5 (10)	4 (9)	6.5 (14)
Length mm (in)	375 (14.8)	375(14.76)	375 (14.8)	380 (15)	375 (14.8)	480 (19)
Air Consumption l/s (cfm)	9 (19)	9 (19)	9 (19)	9 (19)	9 (19)	22 (47)
Blows Per Minute bpm	3,420	3,420	3,420	3,420	3,420	2,520
Vibration Level 3 Axes (ISO 28927-10) m/s ²	20.2 / 21.2	21.2	20.2 / 21.2	20.2 / 21.2	20.2 / 21.2	35.4 / 45.3
Sound Power Level Guaranteed (2000/14/EC) dB(A)	–	–	–	103	–	–
Sound Pressure Level (ISO 11203) dB(A)	–	–	–	88	–	–
Retainer Type	Quick Change	Spring type	Quick Change	Quick Change	Quick Change	Spring Retainer
Air Inlet	3/8" NPTF	–	3/8" NPTF	3/8" BSP	3/8" NPTF	3/8" NPTF
Handle Type	D-Handle	D-Handle	D-Handle	D-Handle	D-Handle	D-Handle
Trigger Type	Inside	Inside	Inside	Inside	Inside	Inside
Maximum Drill Diameter mm (in)	32 (1.3)	–	32 (1.3)	32 (1.3)	32 (1.3)	44 (1.7)
Part Number Chuck Size Rd 19 x 95 mm (3/4 x 3-3/4 in)	8900 0020 03*	8900 0020 23*	8900 0020 08*	8900 0020 07	–	–
Part Number Chuck Size Spline	–	–	–	–	8900 0020 04*	–
Part Number Chuck Size Hex 22 x 82.5 mm (7/8 x 3-1/4 in)	–	–	–	–	–	8900 0020 10*

NOTE:

-All values measured at 6 bar (87 psi) except sound data, which was measured at 6.2 bar (89 psi).

* Without CE certification (without noise regulation)



Other handheld pneumatic tools

Sinkers/Surface Rock Drills



Applications

- Used for quarry, mine, doweling and other drilling/excavating applications

Features

- Valve and cylinder porting concept helps maintain constant drilling speed
- Forged steel housings with stand rugged use
- Cushioned piston reduces shock
- Multi-position throttle for easy starting of holes
- Blower lever for deep hole cleaning on most models
- Double-grip handles
- Built-in oiler for continuous lubrication
- Optional muffler

Pneumatic Sinkers/ Surface Rock Drills

	CP 0022	CP 0032 A	CP 0032 S	CP 0069
Weight kg (lb)	15 (33)	25.5 (56)	28 (62)	27.5 (61)
Length mm (in)	475 (18.7)/ 500 (19.7)	559 (22) / 575 (22.6)	575 (22.6)	610 (24)
Air Consumption l/s (cfm)	22 (47)	48 (102)	48 (102)	61 (129)
Blows Per Minute bpm	2,220	1,980	1,980	1,860
Vibration Level 3 Axes (ISO 28927-10) m/s ²	25.7	21.9	21.9	29
Sound Power Level Guaranteed (2000/14/EC) dB(A)	116	122	114	124
Sound Pressure Level (ISO 11203) dB(A)	106	111	103	113
Retainer Type	Kick latch	Kick latch	Kick latch	Kick latch
Air Inlet	NA	NA	NA	NA
Part Number Chuck Size Hex 22 x 82.5 mm (7/8 x 3-1/4 in)	8900 0020 01	8900 0020 17	-	-
Part Number Chuck Size Hex 22 x 108 mm (7/8 x 4-1/4 in)	8900 0020 02	8900 0020 13	8900 0020 14	8900 0020 20
Part Number Chuck Size Hex 25 x 108 mm (1 x 4-1/4 in)	-	8900 0020 16	-	8900 0020 22

NOTE:
- All values measured at 6 bar (87 psi) except sound data, which was measured at 6.2 bar (89 psi).



Scabblers



Applications

- Used for cleaning and roughing concrete and construction joints

Features

- Contoured grip handle reduces operator fatigue and increases output
- Tungsten carbide-tipped pistons last longer and are easily replaced
- Chamfered cylinder block increases visibility of the work piece permitting close operation in tight corners
- Vibration-reduced, silenced model (SVR) available

Pneumatic Scabblers

	CP 0006	CP 0006 SVR	CP 0066
Weight kg (lb)	5.5 (12)	6.5 (14)	4.5 (10)
Length mm (in)	470 (18.5)	470 (18.5)	280 (11)
Air Consumption l/s (cfm)	13 (28)	13 (28)	11.5 (24)
Blows Per Minute bpm	3,000	3,000	3,000
Vibration Level 3 Axes (ISO 28927-10) m/s ²	23.1	7.1	12.8
Sound Pressure Level (ISO 11203) dB(A)	95	95	97
Air Inlet	1/2" NPTF	1/2" NPTF, 1/2" BSP	1/2" BSP
Number of Pistons	3	3	3
Part Number	8900 0040 04	8900 0040 01	8900 0040 05

Tampers



Applications

- Used in construction, landscaping, renovation and other applications to compact soil around foundations and structures and to compact backfill in trenches

Features

- Maximum power to quickly compact all types of soils, including clay
- Built-in compaction of soils with high percentages of finely crushed or powdered materials
- Heat-treated cylinder and chrome-plated piston for excellent durability
- Adjustable packing maintains a positive air seal
- Integral oiler for continuous lubrication
- Well balanced for easy operation. All models equipped with mufflers for noise reduction

Pneumatic Tampers

	CP 0003	CP 0004
Weight kg (lb)	13.6 (30)	19 (42)
Length mm (in)	1,320 (52)	1,270 (50)
Air Consumption l/s (cfm)	8.4(18)	13 (27)
Vibration Level 3 Axes (ISO 20643) m/s ²	32.3	44.8
Sound Power Level Guaranteed (2000/14/EC) dB(A)	108	109
Sound Pressure Level (ISO 11203) dB(A)	95	94
Air Inlet	1/2" NPTF	1/2" NPTF
Butt size l/s (cfm)	127 (5)	158.8 (6.3)
Body Diameter mm (in)	71.4(2.9)	98.4 (3.9)
Valve Type	Simplate	Ring
Part Number	8900 0040 06	8900 0040 03

NOTE:
- All values measured at 6 bar (87 psi) except sound data, which was measured at 6.2 bar (89 psi).

Pneumatic pumps

Chicago Pneumatic's pneumatic pumps are suitable for pumping sea water and certain corrosive chemicals as well as water from trenches, ditches, manholes, etc. They can be used in industrial sumps and excavations: wet drilling applications where the pumped liquid contains rock fragments or other solids. The sludge pump can handle liquids containing up to 15 percent solids and including particles up to 1" (25 mm) in size. The pump should not be used to pump flammable liquids.

Features

- Cast-iron housing
- Integral oiler provides continuous lubrication
- No damage running without load
- Long life/low maintenance
- Extremely durable

CP 0010, CP 0020 dewatering pumps

- Bronze impeller
- Direct driven single stage centrifugal unit driven by powerful vane motor
- Integral strainer, air inlet valve
- Double seals protect bearings and motor from water and mud
- Safe to use in most environments



CP 0077 sludge pump

- Has no motor or diaphragm to wear out
- Operates on venturi/ejector principle
- Exhaust muffler reduces noise level

Pneumatic Pumps	CP 0010	CP 0020	CP 0077**
Weight kg (lb)	19(5)	30(5)	69
Air consumption l/s (cfm)	47(99.5)	51(108)	40(84.7)
Sound power level guaranteed (2000/14/EC) dB(A)	122	122	111
Sound pressure level (ISO 11203) dB(A)	109	109	98
Sound power uncertainty value K dB(A)	2,5	2,5	2,5
Air inlet inch	3/4" NPT	3/4" NPT	3/4" NPT
Air outlet inch	1" NPT	1 1/4" NPT	1" NPT
Power kW	2,2	2,9	-
Min opening needed mm (in)	210x230	230x240	584x268
Min water depth mm (in)	22(0.86)	22(0.86)	-
Max suction lift m (ft)	-	-	6,1(200.1)
Max head m (ft)	30,5(1000.6)	27,4(898.9)	53(173.8)
Discharge inlet inch	-	-	3" BSP
Discharge outlet inch	2" NPT	2 1/2" BSP	2 1/2" NPT
Max solid content	-	-	15%
Recommended air supply hose size mm	19	25	25
Part number	8900 0040 31	8900 0040 32	8900 0040 33

NOTE:

** Article will be phased out. Units will be available until stock is exhausted.



Hydraulic equipment

The same positive feeling you get holding sleek, powerful Chicago Pneumatic tools comes through in every CP hydraulic tool. Portable, versatile and cost efficient, our handheld hydraulics are the essence of ease. The convenient, compact power pack goes everywhere without towing. And the high-performing lightweight tools get the job done without wearing you down.

No electric supply needed. No weather concerns. No transportation concerns. It all adds up to maximum jobsite convenience. It all adds up to CP handheld hydraulic tools.

Power packs

Power packs

Applications

- Used for easily providing power to hydraulic tools at any jobsite

Features

- Easy site-to-site transport with no need for towing
- Thermostatically controlled oil cooler for fast warm-up and help preventing the hydraulic oil from overheating
- Variable-flow on/off valve for simple tool changes and slow start-up
- Gauge displays when it's time to change the filter
- Available in gasoline and electrical versions
- Several models equipped with Power on demand, a system that saves fuel by automatically idling the engine when the tool isn't being used and speeding up when the tool is activated



Hydraulic Power Packs

	PAC P9	PAC P13	PAC P18-30	PAC P18+	PAC E6
Dry Weight kg (lb)	77 (169.7)	102 (224.8)	130 (286.6)	135 (297.6)	87 (192)
Length mm (in)	710 (28)	745 (29.3)	930 (36.6)	930 (36.6)	710 (28)
Width mm (in)	525 (20.7)	600 (23.6)	603 (23.7)	603 (23.7)	525 (20.7)
Height mm (in)	585 (23)	705 (27.8)	765 (30)	765 (30)	585 (23)
Oil Flow lpm (gpm)	20 (5)	20-30 (5-8)	20-30 (5-8)	2x15-20 (4-5) 1x30-40 (8-10.5)	20 (5)
Maximum Pressure bar (psi)	150 (2175)	150 (2175)	172 (2495)	145 (2103)	150 (2175)
Fuel Capacity L (gal)	6 (1.3)	6.5 (1.4)	8.5 (1.9)	8.5 (1.9)	–
EHTMA Class	C	C/D	C/D	B/C/D/E	C
Sound Power Level Guaranteed (2000/14/EC) dB(A)	101	101	101	101	96
Sound Pressure Level (ISO 11203) (Lp, r=1m) dB(A)	88	89	89	89	79
Power on Demand (POD)	Yes	Yes	No	No	No
Oil Control – Engine Oil	Yes	Yes	Yes	Yes	No
Electric Start	No	No	Yes	Yes	Yes
Engine Model kW (hp) or kW / V	Honda Gasoline 6.7 (9)	Honda Gasoline 9.7 (13)	B&S Vanguard Gasoline 13.4 (18)	B&S Vanguard Gasoline 13.4 (18)	5.5 kW / 3x400 V 16A Electric
Part Number	1807 8000 04	1807 8000 06	1807 8000 27	1807 8000 10	1807 8000 05

NOTE:

- Extension twin-hose comes as standard with PAC P9 and PAC P13

Pick hammer



Applications

- Used for light work in renovation, demolition and structural alteration

Features

- Slim design for excellent line of sight to the working tool point
- Well balanced with no protruding parts that can come into contact with the operator's body
- Fitted with flat face quick-release couplings for fast, easy connections

Hydraulic Pick Hammer

BRK 25 D

Weight Without Hoses kg (lb)	12.6 (28)
Length mm (in)	650 (25.6)
Oil Flow lpm (gpm)	20 (5)
Working Pressure bar (psi)	80–100 (1160–1450)
Maximum Return Line Pressure bar (psi)	10 (145)
EHTMA Class	C
Vibration Level 3 Axes (ISO 28927-10) m/s ²	16.5
Sound Power Level Guaranteed (2000/14/EC) dB(A)	105
Sound Pressure Level (ISO 11203) (L_p, r=1m) dB(A)	92
Impact Rate bpm	2,300
Part Number Chuck Size Hex 22 x 82.5 mm (7/8 x 3-1/4 in)	1801 1746 12

Breakers



Applications

- Used for heavy work in renovation, demolition, road building, line installation and more

Features

- Range of models from lightweight to super heavy duty
- Vibro reduced (VR) models allow for all-day productivity with less stress on the operator
- Multipurpose work in asphalt, brick work, concrete and frozen soil
- Heavy-duty models can be used instead of small excavators with breaker attachments
- Powerful, reliable performance day in and day out
- High-back pressure version available for skid steer connection

Hydraulic Breakers

	BRK 40 VR	BRK 55 VR	BRK 70 VR	BRK 95 VR
Weight kg (lb)	25.2 (56)	28.2 (62)	32.6 (72)	39.1 (86)
Length mm (in)	650 (25.6)	690 (27.2)	765 (30.1)	765 (30.1)
Oil Flow lpm (gpm)	20 (5)	20–30 (5–8)	20–30 (5–8)	30–40 (8–11)
Working Pressure bar (psi)	95–110 (1375–1595)	105–125 (1525–1815)	110–125 (1595–1815)	110–125 (1595–1815)
Maximum Return Line Pressure bar (psi)	10 (145)	15 (220)	15 (220)	15 (220)
Impact Rate bpm	1,400	1,500–2,100	1,350–1,750	1,150–1,600
Vibration Level 3 Axes (ISO 28927-10) m/s ²	5	4.6	4.6	5.4
Sound Power Level Guaranteed (2000/14/EC) L _w dB(A)	106	107	107	106
Sound Pressure Level (ISO 11203) (L_p, r=1m) dB(A)	93	95	94	93
EHTMA Class	C	C/D	C/D	D/E
Part Number Chuck Size Hex 25 x 108 mm (1 x 4-1/4 in)	1801 3447 19	1801 3547 23	–	–
Part Number Chuck Size Hex 28 x 152 mm (1-1/8 x 6 in)	1801 3447 20	1801 8000 03	1801 8000 04	1801 8000 05
Part Number Chuck Size Hex 28 x 160 mm (1-1/8 x 6-1/4 in)	–	1801 3547 31	1801 3647 26	1801 8000 06
Part Number Chuck Size Hex 32 x 152 mm (1-1/4 x 6 in)	1801 3447 21	1801 3547 24	1801 3647 27	1801 3747 29
Part Number Chuck Size Hex 32 x 160 mm (1-1/4 x 6-1/4 in)	1801 3447 22	1801 3547 25	1801 3647 28	1801 3747 30

NOTE:

- BRK 25, BRK 40, BRK 55 and BRK 70 measured at 20 l/min. BRK 95 measured at 30 l/min.

Cut-off saws



Applications

- Used to cut through concrete, asphalt and steel

Features

- The power you need to cut through the toughest materials
- Open cutting face eases use even in demanding conditions
- Direct-drive configuration reduces maintenance

Hydraulic Cut-Off Saws

	SAW 14	SAW 16
Weight Without Hoses kg (lb)	9.8 (22)	10.6 (23)
Service Weight Including Hoses and Disc kg (lb)	13.3 (29)	14.9 (33)
Disc Size mm (in)	355 (14)	405 (16)
Arbor Size mm (in)	25.4 (1)	25.4 (1)
Cutting Depth mm (in)	133 (5.2)	160 (6.3)
Oil Flow lpm (gpm)	20–30 (5–8)	20–40 (5–11)
Maximum Pressure bar (psi)	172 (2495)	172 (2495)
Revolutions rpm	2,500–4,000	2,000–4,000
Speed m/s (ft/s)	46-75 (151-246)	42-85 (138-279)
EHTMA Class	C/D	C/D/E
Vibration Level 3 Axes (ISO 28927-8) m/s ²	4.9	4.9
Sound Power Level Guaranteed (2000/14/EC) Lw dB(A)	108	116
Sound Pressure Level (ISO 11203) (Lp, r=1m) dB(A)	94	102
Part Number	1809 0140 03	1809 0166 13

Core drills



Applications

- Used for installing pipes, drainage, cable or ventilation ducts

Features

- Well suited for drilling in concrete, masonry and asphalt
- Can be operated freehand or mounted in a drill stand
- Hydraulic control of the drill torque helps reduce kickback when bits jam
- Compact design for easy freehand drilling of holes up to 8 inches (200 mm)

Hydraulic Core Drills

	COR 5	COR 15
Weight With Hoses kg (lb)	9.5 (21)	9 (20)
Length Without Drill mm (in)	414 (16.3)	406 (16)
Drill Diameter mm (in)	50–202 (1.9–8)	12–75 (0.5–3)
Oil Flow lpm (gpm)	20–30 (5–8)	20–30 (5–8)
Working Pressure bar (psi)	60–120 (870–1740)	60–120 (870–1740)
Revolutions rpm	600–900	1,500–2,250
Thread Female (Drive)	1/2" BSP	1/2" BSP
EHTMA Class	C/D	C/D
Vibration Level 3 Axes (ISO 28927-5) m/s ²	3.1	2.7
Sound Pressure Level (ISO 11203) (Lp, r=1m) dB(A)	<70	<70
Part Number	1806 1014 54	1806 1014 55

NOTE:

- 1/2" BSP male x 1 1/4" UNC male drive adaptor included for use of larger diameter core bits

Post puller



Applications

- Used to remove steel or wood fence posts, crash barriers, concrete foundations and more

Features

- Six tons of raw pulling power handles even the toughest jobs
- Automatic chain-tightening clamp
- Accepts a wide range of shapes
- Can be powered by a power pack or connected to an outlet on a truck, excavator or loader

Hydraulic Post Puller

	PPU 22 HD
Service Weight with Hoses and Chain kg (lb)	60 (132)
Oil Flow lpm (gpm)	20–40 (5–11)
Working Pressure bar (psi)	100–160 (1450–2320)
Maximum Return Pressure bar (psi)	30 (435)
Lift Capacity Per Stroke mm (in)	12–200 (0.5–7.9)
Pulling Force kg (lb)	6,000 (13,228)
Full Pulling Force kg (lb)	10,000 (22,046)
EHTMA Class	C/D/E
Part Number	1801 8100 04

Post drivers



Applications

- Used to drive down posts or rods for fences, road signs, crash barriers, tent anchors and more

Features

- Excellent driving power for any ground condition (depending on size and shape of profile)
- Rugged for demanding duty, yet easy to operate and maneuver
- Trigger (T) model with integrated trigger mounts on driver for easy driving of short poles
- Remote Valve (RV) model for remote operation on long poles

Hydraulic Post Drivers

	PDR 30 T	PDR 75 T	PDR 75 RV	PDR 95 T	PDR 95 RV
Weight With Hoses kg (lb)	17.5 (39)	32 (71)	33 (73)	39 (86)	40 (88)
Oil Flow lpm (gpm)	20 (5)	20–30 (5–8)	20–30 (5–8)	28–40 (7–11)	28–40 (7–11)
Working Pressure bar (psi)	80–100 (1160–1450)	105–140 (1525–2030)	105–140 (1525–2030)	105–125 (1525–1815)	105–125 (1525–1815)
Sound Power Level (2000/14/EC) Lw dB(A)	116	115	115	118	118
Sound Pressure Level (ISO 11203) (Lp, r=1m) dB(A)	102	102	102	105	105
Maximum Back Pressure bar (psi)	10 (145)	25 (365)	25 (365)	15 (220)	15 (220)
Impact Rate at 30 lpm (8 gpm)	2,300*	1,680	1,680	1,320	1,320
Rec. Driving Diameter** mm (in)	10–60 (0.4–2.4)	40–100 (1.6–3.9)	40–100 (1.6–3.9)	70–150 (2.8–5.9)	70–150 (2.8–5.9)
Vibration Level 3 Axes (ISO 28927–10) m/s ²	17.5	12.8	–	20.1	–
EHTMA Class	C	C/D	C/D	D/E	D/E
Activation Type	Trigger Lever	Trigger Lever	Remote Valve	Trigger Lever	Remote Valve
Hydraulic System	Open Center	Open Center	Open or Closed Center	Open Center	Open or Closed Center
Part Number	1801 3940 07	1801 4040 01	1801 4050 01	1801 4140 01	1801 4150 01

NOTE:

*Impact Rate - PDR 30 T measured at 20 l/min.

**Driving capacity depending on ground condition and length, material and depth of rod to be driven



Motor-driven equipment

The freedom to do your work your way is at the heart of Chicago Pneumatic motor-driven tools. You simply want to get to the jobsite and get to work, we will have you covered with a tool that fits in the trunk of a car and powers up with minimal setup time. No external energy needed. No hoses. No cables. Just start it and get the job done. Not only will you handle the toughest jobs, but you'll also meet the toughest regulations. CP motor-driven tools meet US EPA 1 emission regulations as well as the European Noise Emission Directive.

Motor drills and breakers



Applications

- Multipurpose tool used for breaking concrete, cutting asphalt, tamping, digging, driving rods and more

Features

- Easy transport — fits easily in a car trunk
- Minimal setup time lets you get right to work and get the job done quickly
- Rugged power and durability
- Vibration-dampening handles
- Choke control for easy starting
- Meets evolving emission and noise regulations
- Works with a wide range of chisels, drivers, cutters and more

CP Motor Drills And Breakers	CP ROAD	CP RAIL	CP DRILL
Weight kg (lb)	22.5 (49.6)	22.5 (49.6)	25 (55.1)
Length mm (in)	793 (31.2)	793 (31.2)	732 (28.8)
Impact Energy J (ft-lb)	60 (44)	40 (30)	22-25 (16-18)
Blow Frequency bpm	1,440	1,620	2,700
Power kW	2	1.5	2
Motor cc	90, 2-stroke	90, 2-stroke	185, 2-stroke
Fuel Capacity l (gal)	1.0 (0.22)	1.0 (0.22)	1.2 (0.26)
Fuel Mix %	2	2	2
Fuel Consumption l/hour (gal/hour)	0.9 (0.19)	0.8 (0.18)	1.3-1.5 (0.29-0.33)
Alkylate Fuel	Yes	Yes	Yes
Vibration Levels 3-Axis (ISO 28927-10 on Dynaload) m/s ² (ft/s ²)	7.0 (23.0)	6.7 (22.0)	5.8 (19.0) breaking; 9.3 (30.5) drilling
Sound Power Level (2000/14) dB(A)	109	109	108
Part Number (ISO Standard Shank)			
Chuck Size Hex 22 x 108 mm (7/8 x 4-1/4 in)	–	–	8318 0900 40**
Chuck Size Hex 25 x 108 mm (1 x 4-1/4 in)	8318 0900 61	8318 0900 63	–
Chuck Size Hex 28 x 160 mm (1-1/8 x 6-1/4 in)	8318 0900 25	8318 0900 35	–
Chuck Size Hex 32 x 160 mm (1-1/4 x 6-1/4 in)	8318 0900 21 8318 0900 43*	8318 0900 31	–
Part Number (US Shank)			
Chuck size Hex 22 x 108 mm (7/8 x 4-1/4 in)	–	–	8318 0900 40**
Chuck Size Hex 25 x 108 mm (1 x 4-1/4 in)	8318 0900 29	8318 0900 39	–
Chuck Size Hex 28 x 152 mm (1-1/8 x 6 in)	8318 0900 27	8318 0900 37	–
Chuck Size Hex 32 x 152 mm (1-1/4 x 6 in)	8318 0900 23	8318 0900 33	–
Kit Part Number	Kit description	Component Part Number	Component description
8318090041	CP DRILL Kit	8318 0900 40	CP DRILL
		3083 3236 00	Frost wedge hex 22 X 108 mm
		3083 3234 00	Digging spade hex 22 X 108 mm
		3083 3228 00	Moil point hex Digging spade hex 22 X 108 mm
		3083 3225 00	Clay spade hex 22 X 108 mm
		3083 3228 00	Shaft hex 22 X 108 mm
		3083 3227 00	Tamping pad, square 200 mm for hex 28/32
		9245 2813 51	Wedge set (for 34 mm holes)
8318090042	CP DRILL with trolley	3310 1025 51	Integral hex 22 X 108 mm, 400 mm, Ø 26 mm
		8318 0900 40	CP DRILL
		9234 0006 54	TROLLEY

NOTE:

- Available from PTD (ISO version) CP Drill Kit: 8318090041, CP Drill with Trolley: 8318090042

* Only available for China

** Delivered in a transport box including: 1 drill steel, 1 narrow chisel, two stroke oil (1l), spark plug, socket wrench, starter rope, oil measure, cleaning needle, tool bag.



Consumables, accessories and parts

Just as Chicago Pneumatic tools and equipment are built for hard work in real-world conditions, our accessories help you further enhance the tools to fit your needs. From a wide range of steels to hoses and wheels to genuine CP replacement parts, you'll find exactly what you need to get the most from your equipment for years to come.

RED-X hoses and airline accessories

Lightweight Hose Rolls	Inner Diameter mm (in)	Thickness mm (in)	Maximum Working Pressure bar (psi)	Weight kg (lb)	Part Number
Length – 60 m (195 ft)	19 (3/4)	2 (.08)	20 (290)	11 (24.3)	8900 0050 10
Length – 100 m (325 ft)	19 (3/4)	2 (.08)	20 (290)	18 (39.7)	8900 0050 11
Length – 200 m (650 ft)	19 (3/4)	2 (.08)	20 (290)	36 (79.4)	8900 0050 12
Length – 60 m (195 ft)	25 (1)	2 (.08)	20 (290)	15 (33.1)	8900 0050 20
Length – 100 m (325 ft)	25 (1)	2 (.08)	20 (290)	25 (55.1)	8900 0050 21
Length – 200 m (650 ft)	25 (1)	2 (.08)	20 (290)	50 (110.2)	8900 0050 22

Pre-Mounted Universal Hoses with Couplings	Inner Diameter mm (in)	Thickness mm (in)	Maximum Working Pressure bar (psi)	Weight kg (lb)	Part Number
Length – 20 m (65 ft)	19 (3/4)	2 (.08)	20 (290)	4.5 (9.9)	8900 0050 09
Length – 20 m (65 ft)	25 (1)	2.5 (.10)	20 (290)	6 (13.2)	8900 0050 23

Claw Couplings Standard Execution DIN 3489 (Casted)	Inner Diameter mm (in)	Part Number
Hose Nipple	6.0 (1/4)	9000 0308 01
Hose Nipple	10.0 (3/8)	9000 0309 01
Hose Nipple	12.5 (1/2)	9000 0310 01
Hose Nipple	15.0 (5/8)	9000 0311 01
Hose Nipple	19.0 (3/4)	9000 0312 15
Hose Nipple	25.0 (1)	9000 0313 01
External Thread	G 3/8"	9000 0300 01
External Thread	G 1/2"	9000 0301 01
External Thread	G 3/4"	9000 0302 01
External Thread	G 1"	9000 0303 01
Internal Thread	G 3/8"	9000 0304 01
Internal Thread	G 1/2"	9000 0305 01
Internal Thread	G 3/4"	9000 0306 05
Internal Thread	G 1"	9000 0307 01
Cover	–	9000 0314 01
Packing	–	9000 x0000 02

Hose Clamps for Claw Couplings	External Hose Diameter mm (in)	Round Rubber Hose Internal Diameter mm (in)	RED-X Internal Diameter mm (in)	Part Number
Two Piece Hose Clamp	22–29 (7/8–1 1/8)	12.5 (1/2)	20 (3/4)	9000 0050 00
Two Piece Hose Clamp	29–32 (1 1/8–1 3/8)	20 (3/4)	25 (1)	9000 0051 00
Two Piece Hose Clamp	32–40 (1 3/8–1 9/16)	25 (1)	–	9000 0052 00

Lubricants



CP Airolene Plus Tool Oil	Volume L (gal)	Part Number
5 Liter Container	5 (1.1)	8099 0202 49
4 x 5 Liter Container	20 (4.4)	8099 0202 51



CP Airolene Plus Rock Drill Oil	Volume L (gal)	Part Number
4 Liter Container	4 (0.9)	8099 0201 03
4 x 4 Liter Container	16 (3.5)	8099 0201 85

CP Water Separator

Water Separator 3/4" BSP

Hose Connection mm (in)	Air Flow L (cfm)	Weight kg (lb)	BSP Claw Coupling	Part Number
20 (3/4)	61 (30)	0.8 (1.8)	9000 0302 00	8900 0050 00



Per shift, a bucket of water or more can be produced by condensation in the compressed airline system. This water sometimes makes pneumatic machines freeze up and can cause corrosion. The CP Water Separators operate on the centrifugal principle, with automatic emptying of the condensate. It is delivered without claw couplings. The thread size is 3/4" and has BSP standard for European markets and NPT standard for the US market.

CP Lubricator

Lubricator 1300
1" BSP European Type Claw Coupling
Premounted

Hose Inner Diameter mm (in)	Air Flow L (cfm)	Oil Volume L (oz)	Weight kg (lb)	Part Number
25 (1)	15-140 (32-300)	1.3 (45.8)	3 (6.6)	8900 0050 02
25 (1)	15-140 (32-300)	1.3 (45.8)	3 (6.6)	8900 0050 07

Lubricator 43
1" NPT US Type Claw Coupling
Premounted



Any pneumatic machine without built-in lubrication needs a separate lubricator to ensure that all moving parts are continuously covered with a film of oil. CP Lubricators 1300 (EU model) and 43 (US model) use the ejector principle to create controlled lubrication. The pick-up is intricately bent to assure oil supply regardless of the lubricator's position.

Breaker steel

ISO Standard HEX 25 x 108 mm (1 x 4-¹/₄ in)
CP 0112 S, CP 1210 S, CP 1210 SVR

	Width mm (in)	Length mm (in)	Part Number
Moil Point	–	380 (15.0)	3083 3253 00
Narrow Chisel	–	380 (15.0)	3083 3254 00
Wide Chisel	75 (3.0)	380 (15.0)	3083 3255 00
Digging Chisel	75 (3.0)	380 (15.0)	3083 3256 00
Digging Spade	120 (4.7)	380 (15.0)	3083 3257 00
Clay Spade	125 (4.9)	430 (16.9)	3083 3033 00
Wedge Chisel	35 (1.4)	380 (15.0)	3083 3258 00
Shaft For Tamping Pad	–	280 (11.0)	3083 3259 00
Tamping Pad – Round	175 (6.9)	–	3083 3252 10
Tamping Pad – Square	175 (6.9)	–	3083 3239 00
Driver Pad – Round	100 (3.9)	–	9245 2817 90

ISO Standard HEX 28 x 160 mm (1-¹/₂ x 6-¹/₄ in)
CP 1210, CP 1210 S, CP 1210 SVR, CP 1260, CP 1260 S,
CP 1260 SVR, CP 1290, CP 1290 S, CP 1290 SV

	Width mm (in)	Length mm (in)	Part Number
Moil Point	–	380 (15.0)	3083 3271 00
Moil Point	–	450 (17.7)	3083 3272 00
Moil Point	–	1,000 (39.4)	3083 3273 00
Narrow Chisel	–	380 (15.0)	3083 3274 00
Narrow Chisel	–	450 (17.7)	3083 3275 00
Narrow Chisel	–	1,000 (39.4)	3083 3276 00
Wide Chisel	75 (3.0)	380 (15.0)	3083 3277 00
Asphalt Cutter	115 (4.5)	300 (11.8)	3083 3278 00
Digging Chisel	75 (3.0)	380 (15.0)	3083 3279 00
Digging Spade	125 (4.9)	380 (15.0)	3083 3280 00
Clay Spade	140 (5.5)	380 (15.0)	3083 3281 00
Wedge Chisel	40 (1.6)	400 (15.7)	3083 3282 00
Shaft For Tamping Pad	–	230 (9.1)	3083 3283 01
Tamping Pad – Round	180 (7.1)	–	3083 3301 00
Tamping Pad – Square	150 (5.9)	–	3083 3302 00
Tamping Pad – Square	200 (7.9)	–	3083 3197 00
Driving Pad	120 (4.7)	–	3376 1120 79
Driver Blank	80 (3.1)	–	9245 2827 10



Breaker steel

ISO Standard HEX 32 x 160 mm (1-1/4 x 6-1/4 in)
CP 1210, CP 1210 S, CP 1210 SVR, CP 1260, CP 1260 S, CP 1260 SVR,
CP 1290, CP 1290 S, CP 1290 SVR

	Width mm (in)	Length mm (in)	Part Number
Moil Point	–	380 (15.0)	3083 3205 00
Moil Point	–	450 (17.7)	3083 3206 00
Moil Point	–	1,000 (39.4)	3083 3207 00
Narrow Chisel	–	380 (15.0)	3083 3208 00
Narrow Chisel	–	450 (17.7)	3083 3209 00
Narrow Chisel	–	1,000 (39.4)	3083 3210 00
Wide Chisel	75 (3.0)	380 (15.0)	3083 3211 00
Asphalt Cutter	115 (4.5)	300 (11.8)	3083 3212 00
Digging Chisel	75 (3.0)	380 (15.0)	3083 3213 00
Digging Spade	125 (4.9)	380 (15.0)	3083 3214 00
Clay Spade	140 (5.5)	380 (15.0)	3083 3215 00
Wedge Chisel	40 (1.6)	400 (15.7)	3083 3216 00
Shaft For Tamping Pad	–	235 (9.3)	3083 3218 01
Tamping Pad – Round	180 (7.1)	–	3083 3301 00
Tamping Pad – Square	150 (5.9)	–	3083 3302 00
Tamping Pad – Square	200 (7.9)	–	3083 3197 00
Driving Pad	120 (4.7)	–	3376 1120 79
Driver Blank	80 (3.1)	–	9245 2827 10

Pick hammer steel

ISO Standard HEX 22 x 8.25 mm
CP 0122 S, CP 0122 SL, CP 0122 SVR, CP 0222

	Width mm (in)	Length mm (in)	Part Number
Moil Point	–	380 (15.0)	3083 3242 00
Moil Point	–	1,000 (39.4)	3083 3243 00
Narrow Chisel	–	380 (15.0)	3083 3244 00
Narrow Chisel	–	1,000 (39.4)	3083 3245 00
Wide Chisel	75 (3.0)	380 (15.0)	3083 3246 00
Asphalt Cutter	125 (4.9)	380 (15.0)	3083 3069 00
Digging Chisel	75 (3.0)	450 (17.7)	3083 3247 00
Digging Spade	120 (4.7)	400 (15.7)	3083 3248 00
Clay Spade	125 (4.9)	430 (16.9)	3083 3249 00
Wedge Chisel	35 (1.4)	380 (15.0)	3083 3250 00
Shaft For Tamping Pad	–	310 (12.2)	3083 3251 00
Tamping Pad – Round	175 (6.9)	–	3083 3252 10
Tamping Pad – Square	175 (6.9)	–	3083 3239 00
Driver Pad – Round	100 (3.9)	–	9245 2817 90

Round 25 X 75 mm
CP 0125 S, CP 0125 SVR, FL 0022 S

	Width mm (in)	Length mm (in)	Part Number
Moil Point	–	330 (13.0)	3083 3265 00
Moil Point	–	450 (17.7)	3083 3265 10
Narrow Chisel	–	330 (13.0)	3083 3266 00
Narrow Chisel	–	450 (17.7)	3083 3266 10

Clay digger steel

Square 19 X 82 mm (3/4 X 3-1/4 in)
CP FL 0022 VR, CP FL 0022 SVR

	Width mm (in)	Length mm (in)	Part Number
Moil Point	–	330 (13)	3083 4170 00
Narrow Chisel	–	330 (13)	3083 4170 10
Clay Spade	125 (4.9)	360 (14.2)	3083 4170 30

Chipping hammer steel

Hexagon 19 X 50 mm (3/4 X 2 in) CP 0012

	Width mm (in)	Length mm (in)	Part Number
Moil Point	–	240 (9.4)	3083 3220 00
Moil Point	–	440 (17.3)	3083 3221 00
Narrow Chisel	–	240 (9.4)	3083 3222 00
Narrow Chisel	–	440 (17.3)	3083 3223 00
Wide Chisel	60 (2.4)	190 (7.5)	3083 3224 00
Shaft For Bush Hammer	–	80 (3.1)	3083 3225 00
Bush Hammer – TC Head	40 (1.6)	–	3083 3226 00
Bush Hammer – TC Head	40 (1.6)	–	3083 3227 00

Rivet buster steel

CP 4608 P, CP 4611 P, CP 4608 D, CP 4611 D

	Width mm (in)	Length mm (in)	Part Number
Moil Point	–	145 (5.7)	3083 4140 00
Moil Point	–	195 (7.7)	3083 4140 10
Moil Point	–	340 (13.4)	3083 4140 20
Narrow Chisel	–	145 (5.7)	3083 4141 00
Narrow Chisel	–	195 (7.7)	3083 4141 10
Narrow Chisel	–	340 (13.4)	3083 4141 20
Loose Rivet Buster	–	145 (5.7)	3083 4142 00
Loose Rivet Buster	–	195 (7.7)	3083 4142 10
Loose Rivet Buster	–	340 (13.4)	3083 4146 20
Tight Rivet Buster	–	145 (5.7)	3083 4145 00
Tight Rivet Buster	–	195 (7.7)	3083 4145 10
Tight Rivet Buster	–	340 (13.4)	3083 4145 20
Driftpin Driver	22 (.9)	80 (3.1)	3083 4143 00
Chisel Ripper	–	120 (4.7)	3083 4144 00
Backout Punch – Standard	13 (.5)	25 (1.0)	3083 4147 00
Backout Punch – Standard	16 (.6)	25 (1.0)	3083 4147 10
Backout Punch – Standard	19 (.7)	25 (1.0)	3083 4147 20
Backout Punch – Standard	22 (.9)	25 (1.0)	3083 4147 40
Backout Punch – Standard	25 (1.0)	25 (1.0)	3083 4147 60
Backout Punch – Long Clearance	16 (.6)	102 (4.0)	3083 4148 10
Backout Punch – Long Clearance	16 (.6)	152 (6.0)	3083 4148 20
Backout Punch – Long Clearance	19 (.7)	102 (4.0)	3083 4148 40
Backout Punch – Long Clearance	19 (.7)	152 (6.0)	3083 4148 50
Backout Punch – Long Clearance	22 (.9)	102 (4.0)	3083 4148 70
Backout Punch – Long Clearance	22 (.9)	152 (6.0)	3083 4148 80

Rotary hammer steel

Round 19 x 95 mm (3/4 x 3-3/4 in) CP 0009 CS	Width mm (in)	Length mm (in)	Part Number
Moil Point	–	150 (5.9)	3083 4160 00
Moil Point	–	275 (10.8)	3083 3261 00
Narrow Chisel	–	150 (5.9)	3083 4161 00
Narrow Chisel	–	275 (10.8)	3083 3262 00
Wide Chisel	75 (3.0)	150 (5.9)	3083 4165 00
Shaft For Bush Hammer	–	125 (4.9)	3083 4162 00
Bush Hammer – TC Head	40 (1.6)	–	3083 3226 00
Bush Hammer – TC Head	40 (1.6)	–	3083 3227 00
Bush Hammer – Steel Head	32 (1.3)	–	3083 4163 00

CP 4608 P, CP 4611 P, CP 4608 D, CP 4611 D	Drill Depth mm (in)	Bit Diameter (in)	Part Number
Plug Hole Drill	200 (7.9)	13 (.5)	3083 4150 00
Plug Hole Drill	265 (10.4)	13 (.5)	3083 4150 10
Plug Hole Drill	200 (7.9)	16 (.6)	3083 4151 00
Plug Hole Drill	300 (11.8)	16 (.6)	3083 4151 10
Plug Hole Drill	450 (17.7)	16 (.6)	3083 4151 20
Plug Hole Drill	200 (7.9)	19 (.7)	3083 4152 00
Plug Hole Drill	300 (11.8)	19 (.7)	3083 4152 10
Plug Hole Drill	450 (17.7)	19 (.7)	3083 4152 20
Plug Hole Drill	200 (7.9)	22 (.9)	3083 4153 00
Plug Hole Drill	300 (11.8)	22 (.9)	3083 4153 10
Plug Hole Drill	450 (17.7)	22 (.9)	3083 4153 20
Plug Hole Drill	200 (7.9)	25 (1.0)	3083 4154 00
Plug Hole Drill	300 (11.8)	25 (1.0)	3083 4154 10
Plug Hole Drill	450 (17.7)	25 (1.0)	3083 4154 20
Plug Hole Drill	300 (11.8)	28 (1.1)	3083 4155 10
Plug Hole Drill	450 (17.7)	28 (1.1)	3083 4155 20
Plug Hole Drill	200 (7.9)	32 (1.3)	3083 4156 00
Plug Hole Drill	300 (11.8)	32 (1.3)	3083 4156 10
Plug Hole Drill	450 (17.7)	32 (1.3)	3083 4156 20

Round 19 mm x HEX 14.7 x 89 mm CP 0009 ES	Drill Depth mm (in)	Bit Diameter mm (in)	Part Number
Plug Hole Drill – Use With Shank Adaptor	80 (3.1)	8 (.3)	0701 0808 00
Plug Hole Drill – Use With Shank Adaptor	100 (3.9)	10 (.4)	0701 1010 00
Plug Hole Drill – Use With Shank Adaptor	120 (4.7)	12 (.5)	0701 1212 00
Plug Hole Drill	150 (5.9)	16 (.6)	0700 1416 32
Plug Hole Drill	230 (9.0)	19 (.7)	0700 2019 32
Plug Hole Drill	230 (9.0)	22 (.9)	0700 2022 32
Plug Hole Drill	230 (9.0)	25 (1.0)	0700 2025 32
Plug Hole Drill	330 (9.0)	32 (1.3)	0700 3032 32
Plug Hole Drill	330 (13.0)	38 (1.5)	0700 3038 32
Shank Adapter – For 8, 10 and 12 mm drills	–	–	0701 1001 32
Knock-Out Block – Use with shank adaptor For 8, 10 and 12 mm (X, X and X in) drills	–	–	3085 0210 00

Round 19 mm x HEX 14.7 x 89 mm CP 0009 ES	Length mm (in)	Part Number
Moil Point	210 (8.3)	3083 3263 00
Narrow Chisel	210 (8.3)	3083 3264 00

Chipping hammer accessories

CP 4608 P, CP 4611 P, CP 4608 D, CP 4611 D	Details	Part Number
Adapter	Converts from 1/2" BSP output pin thread to 11/4" UNC output pin thread	8900 0050 05

Backfill tamper accessories

CP 0003 Backfill Tamper

	Diameter mm (in)	Material	Part Number
Backfill Tamper Butt	127 (5.0)	Aluminium	P089008
Backfill Tamper Butt	152 (6.0)	Iron	3303 0050 82
Pole Butt	–	Iron	3303 0050 84

CP 0004 Backfill Tamper

	Diameter mm (in)	Material	Part Number
Backfill Tamper Butt	160 (6.3)	Aluminium	P089050
Backfill Tamper Butt	160 (6.3)	Iron	3303 0050 81
Pole Butt	–	Iron	3303 0050 83

Extension hoses with couplings

Extension Hoses	Flat Face Quick Couplings	EHTMA Class	Part Number
Length: 7 m (23 ft)	½"	C/D/E	3371 8010 87
Length: 12 m (39 ft)	½"	C/D/E	3371 8010 89



Lubricant

CP Hydraulic Oil

	Volume L (gal)	Part Number
2 X 4 Liter Container	8.0 (1.8)	3371 8077 77



Pick hammer and breaker steel

ISO Standard HEX 22 x 82.5 mm (7/8 x 3-1/4 in) BRK 25 D

	Width mm (in)	Length mm (in)	Part Number
Moil Point	–	380 (15.0)	3083 3242 00
Moil Point	–	1,000 (39.4)	3083 3243 00
Narrow Chisel	–	380 (15.0)	3083 3244 00
Narrow Chisel	–	1,000 (39.4)	3083 3245 00
Wide Chisel	75 (3.0)	380 (15.0)	3083 3246 00
Asphalt Cutter	125 (4.9)	380 (15.0)	3083 3069 00
Digging Chisel	75 (3.0)	450 (17.7)	3083 3247 00
Digging Spade	120 (4.7)	400 (15.7)	3083 3248 00
Clay Spade	125 (4.9)	430 (16.9)	3083 3249 00
Frost Wedge	35 (1.4)	380 (15.0)	3083 3250 00
Shaft For Tamping Pad	–	310 (12.2)	3083 3251 00
Tamping Pad – Round	175 (6.9)	–	3083 3252 10
Tamping Pad – Square	175 (6.9)	–	3083 3239 00
Driver Pad – Round	100 (3.9)	–	9245 2817 90
Posthole Pad	40 (1.6)	–	9245 2822 30

ISO Standard HEX 25 x 108 mm (1 x 4-1/4 in) 55 VR

	Width mm (in)	Length mm (in)	Part Number
Moil Point	–	380 (15.0)	3083 3253 00
Narrow Chisel	–	380 (15.0)	3083 3254 00
Wide Chisel	75 (3.0)	380 (15.0)	3083 3255 00
Digging Chisel	75 (3.0)	380 (15.0)	3083 3256 00
Digging Spade	120 (4.7)	380 (15.0)	3083 3257 00
Clay Spade	125 (4.9)	430 (16.9)	3083 3033 00
Wedge Chisel	35 (1.4)	380 (15.0)	3083 3258 00
Shaft For Tamping Pad	–	280 (11.0)	3083 3259 00
Tamping Pad – Round	175 (6.9)	–	3083 3252 10
Tamping Pad – Square	175 (6.9)	–	3083 3239 00
Driver Pad – Round	100 (3.9)	–	9245 2817 90
Posthole Pad	40 (1.6)	–	9245 2822 30

Pick hammer and breaker steel

ISO Standard HEX 28 x 152 mm (1-1/8 x 6 in) 55 VR

	Width mm (in)	Length mm (in)	Part Number
Moil Point	–	350 (13.8)	3083 3267 00
Moil Point	–	450 (17.7)	3083 4015 10
Moil Point	–	610 (24.0)	3083 4015 20
Narrow Chisel	–	350 (13.8)	3083 3268 00
Narrow Chisel	–	450 (17.7)	3083 4016 10
Narrow Chisel	–	640 (25.2)	3083 4016 20
Wide Chisel	75 (3.0)	380 (15.0)	3083 3289 00
Wide Chisel	75 (3.0)	450 (17.7)	3083 4017 00
Asphalt Cutter	115 (4.5)	280 (11.0)	3083 4019 00
Asphalt Cutter	125 (4.9)	330 (13.0)	3083 3290 00
Digging Chisel	75 (3.0)	380 (15.0)	3083 3291 00
Digging Spade	125 (4.9)	320 (12.6)	3083 3292 00
Clay Spade	140 (5.5)	380 (15.0)	3083 3293 00
Shaft For Tamping Pad	–	230 (9.1)	3083 3269 00
Tamping Pad – Round	180 (7.1)	–	3083 3301 00
Tamping Pad – Square	150 (5.9)	–	3083 3302 00
Tamping Pad – Square	200 (7.9)	–	3083 3197 00
Driver Pad	120 (4.7)	–	3376 1120 79
Driver Blank	80 (3.1)	–	9245 2827 10

ISO Standard HEX 28 x 160 mm (1-1/8 x 6-3/4 in) BRK 55, 55 VR, 55 VR HBP, 55 HBP

	Width mm (in)	Length mm (in)	Part Number
Moil Point	–	380 (15.0)	3083 3271 00
Moil Point	–	450 (17.7)	3083 3272 00
Moil Point	–	1,000 (39.4)	3083 3273 00
Narrow Chisel	–	380 (15.0)	3083 3274 00
Narrow Chisel	–	450 (17.7)	3083 3275 00
Narrow Chisel	–	1,000 (39.4)	3083 3276 00
Wide Chisel	75 (3.0)	380 (15.0)	3083 3277 00
Asphalt Cutter	115 (4.5)	300 (11.8)	3083 3278 00
Digging Chisel	75 (3.0)	380 (15.0)	3083 3279 00
Digging Spade	125 (4.9)	380 (15.0)	3083 3280 00
Clay Spade	140 (5.5)	380 (15.0)	3083 3281 00
Wedge Chisel	40 (1.6)	400 (15.7)	3083 3282 00
Shaft For Tamping Pad	–	230 (9.1)	3083 3283 01
Tamping Pad – Round	180 (7.1)	–	3083 3301 00
Tamping Pad – Square	150 (5.9)	–	3083 3302 00
Tamping Pad – Square	200 (7.9)	–	3083 3197 00
Driver Pad	120 (4.7)	–	3376 1120 79
Driver Blank	80 (3.1)	–	9245 2827 10

Pick hammer and breaker steel

ISO Standard HEX
32 x 152 mm (1-1/4 x 6 in) BRK 55, 55 VR, 55 VR HBP, 55 HBP

	Width mm (in)	Length mm (in)	Part Number
Moil Point	–	355 (14.0)	3083 3285 00
Moil Point	–	450 (17.7)	3083 4000 10
Moil Point	–	610 (24.0)	3083 4000 20
Narrow Chisel	–	355 (14.0)	3083 3286 00
Narrow Chisel	–	450 (17.7)	3083 4001 10
Wide Chisel	75 (3.0)	380 (15.0)	3083 3295 00
Asphalt Cutter	115 (4.5)	305 (12.0)	3083 4004 00
Asphalt Cutter	125 (4.9)	330 (13.0)	3083 3296 00
Digging Spade	125 (4.9)	320 (12.6)	3083 3298 00
Clay Spade	140 (5.5)	380 (15.0)	3083 3299 00
Shaft For Tamping Pad	–	230 (9.1)	3083 3287 00
Tamping Pad – Round	180 (7.1)	–	3083 3301 00
Tamping Pad – Square	150 (5.9)	–	3083 3302 00
Tamping Pad – Square	200 (7.9)	–	3083 3197 00
Driver Pad	120 (4.7)	–	3376 1120 79
Driver Blank	80 (3.1)	–	9245 2827 10

ISO Standard HEX
32 x 160 mm (1-1/4 x 6-1/4 in) BRK 55, 55 VR, 55 VR HBP, 55 HBP

	Width mm (in)	Length mm (in)	Part Number
Moil Point	–	380 (15.0)	3083 3205 00
Moil Point	–	450 (17.7)	3083 3206 00
Moil Point	–	1,000 (39.4)	3083 3207 00
Narrow Chisel	–	380 (15.0)	3083 3208 00
Narrow Chisel	–	450 (17.7)	3083 3209 00
Narrow Chisel	–	1,000 (39.4)	3083 3210 00
Wide Chisel	75 (3.0)	380 (15.0)	3083 3211 00
Asphalt Cutter	115 (4.5)	300 (11.8)	3083 3212 00
Digging Chisel	75 (3.0)	380 (15.0)	3083 3213 00
Digging Spade	125 (4.9)	380 (15.0)	3083 3214 00
Clay Spade	140 (5.5)	380 (15.0)	3083 3215 00
Wedge Chisel	40 (1.6)	400 (15.7)	3083 3216 00
Shaft For Tamping Pad	–	235 (9.3)	3083 3218 01
Tamping Pad – Round	180 (7.1)	–	3083 3301 00
Tamping Pad – Square	150 (5.9)	–	3083 3302 00
Tamping Pad – Square	200 (7.9)	–	3083 3197 00
Driver Pad	120 (4.7)	–	3376 1120 79
Driver Blank	80 (3.1)	–	9245 2827 10

Cut-off saw accessories

Diamond Discs SAW 14, SAW 16	Disc Diameter mm (in)	Arbor Diameter mm (in)	Part Number
Concrete	350 (13.8)	25.4 (1.0)	3378 0050 69
Concrete	400 (15.7)	25.4 (1.0)	3371 8097 69
Asphalt	350 (13.8)	25.4 (1.0)	3378 0050 70
Asphalt	400 (15.7)	25.4 (1.0)	3371 8097 68

Cart With Water Container SAW 14, SAW 16	Weight kg (lb)	Part Number
Cart with Water Container	25 (55)	1809 0010 04

Coredrill accessories For concrete, reinforced concrete and brickwork.

Diamond Core Bits COR 5, COR 15 – 1/4" THREAD	Length mm (in)	Weight kg (lb)	Part Number
Diameter – 62 mm (2.4 in)	450 (17.7)	1.7 (3.7)	3378 0050 61
Diameter – 82 mm (3.2 in)	450 (17.7)	2.4 (5.3)	3378 0050 62
Diameter – 102 mm (4.0 in)	450 (17.7)	3.2 (7.1)	3378 0050 63
Diameter – 112 mm (4.4 in)	450 (17.7)	3.7 (8.2)	3378 0050 64
Diameter – 132 mm (5.2 in)	450 (17.7)	4.6 (10.1)	3378 0050 65
Diameter – 152 mm (6.0 in)	450 (17.7)	5.0 (11.0)	3378 0050 66
Diameter – 162 mm (6.4 in)	450 (17.7)	6.3 (13.9)	3378 0050 67
Diameter – 200 mm (7.9 in)	450 (17.7)	9.9 (21.8)	3378 0050 68

Water Kit COR 5, COR 15	Size (W x H x D) mm (in)	Weight kg (lb)	Part Number
Water Kit – 10 L (2.2 gal)	220 x 620 x 250 (8.7 x 24.4 x 9.8)	8 (17.6)	3371 8090 02

Post driver

Adaptors PDR 75 T, PDR 75 RV	Part Number
Square – 54 mm (2.1 in)	3371 8060 32
Universal	3371 8060 33
Round – 96 mm (3.8 in)	3371 8060 34

Solid Adaptors PDR 95 T, PDR 95 RV	Part Number
Round – For 6.0 in. Tubes and 140 mm Poles	3371 8060 52
Round – For 135 to 145 mm Tubes	3371 8060 53
Round – For 105 to 115 mm Tubes	3371 8060 54
Round – For 150 mm Poles	3371 8060 55

Guide Adaptor Kits PDR 95 T, PDR 95 RV	Part Number
Rectangular – For IPE/Sigma/C 100 mm Beams	3371 8060 45
Rectangular – For IPE/C 120 mm Beams	3371 8060 46
Round – For 2.5 in. Tubes and 70 to 75 mm Poles	3371 8060 47
Round – For 3.0 in. Tubes and 80 to 85 mm Poles	3371 8060 48
Round – For 3.5 in. Tubes and 95 to 100 mm Poles	3371 8060 49
Round – For 4.0 in. Tubes and 105 to 110 mm Poles	3371 8060 50
Round – For 5.0 in. Tubes and 125 to 135 mm Poles	3371 8060 51

Adaptor Kits PDR 30 T	Part Number
Round Bushing – 16 mm (.6 in)	3371 8060 56
Round Bushing – 25 mm (1.0 in)	3371 8060 57
Round Driver Head – 62 mm (2.4 in)	3371 8060 58

Post puller

Lever Kit PPU 22 HD

	Weight kg (lb)	Part Number
Lever Kit	10 (22.0)	3371 8101 48

Petrol-driven

HEX 22 x 108 mm (7/8 x 4-1/4 in) RED HAWK


	Width mm (in)	Length mm (in)	Part Number
Moil Point	–	350 (13.8)	3083 3228 00
Moil Point	–	480 (18.9)	3083 3229 00
Narrow Chisel	45 (1.8)	240 (9.4)	3083 3231 00
Narrow Chisel	45 (1.8)	340 (13.4)	3083 3230 00
Narrow Chisel	45 (1.8)	450 (17.7)	3083 4071 00
Wide Chisel	75 (3.0)	380 (15.0)	3083 3232 00
Wide Chisel	75 (3.0)	450 (17.7)	3083 4072 00
Asphalt Cutter	125 (4.9)	350 (13.8)	9245 2812 90
Digging Chisel	75 (3.0)	280 (11.0)	3083 3233 00
Digging Spade	120 (4.7)	330 (13.0)	3083 3234 00
Clay Spade	125 (4.9)	350 (13.8)	3083 3235 00
Wedge Chisel	35 (1.4)	380 (15.0)	3083 3236 00
Tie Tamper	90 (3.5)	390 (15.4)	3083 3237 00
Tie Tamper	90 (3.5)	460 (18.1)	9245 2823 30
Tie Tamper	90 (3.5)	550 (21.7)	9245 2822 40
Wedge Hammer	42 (1.7)	195 (7.7)	3083 3241 00
Shaft For Tamping Pad	–	185 (7.3)	3083 3238 00
Tamping Pad – Round	175 (6.9)	–	3083 3252 10
Tamping Pad – Square	175 (6.9)	–	3083 3239 00
Driver Blank	55 (2.2)	195 (7.7)	9245 2822 80
Driver Pad	100 (3.9)	–	9245 2817 90

Accessories Red Hawk

	Part Number
Machine Box	9234 0011 25
Guide Roller	9234 0009 38
Carrying Harness	9238 2814 10
Trolley	9234 0006 54

Lubricants Fully Synthetic And Biodegradable

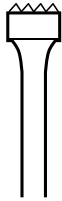
	Part Number
1 Liter Container – Two Stroke Motor Oil	9238 2743 50
12 x 1 Liter Containers – Two Stroke Motor Oil	9234 0014 06



Asphalt Cutter



Blunt Tool



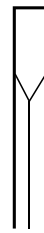
Bushing Too



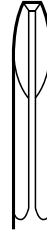
Backout Punch



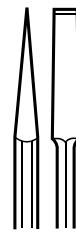
Digging Chisel



Narrow Chisel



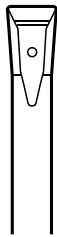
Ripper Chisel



Wedge Chisel



Wide Chisel



Drill



Driver Blank



Drift Pin Driver



Round Driver Pad



Ground Rod Driver



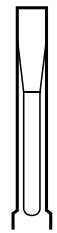
Moil Point



Post Hole Driver



Loose Rivet Buster



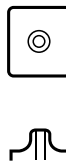
Tight Rivet Buster



Digging Spade



Clay Spade



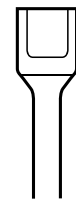
Square Tamping Pad



Round Tamping Pad



Tie Tamper



Wedge Hammer

People. Passion. Performance.

Construction equipment portfolio

Air compressors



Small air

- 2-7 m³/min
- 5.5-12 bar



Medium air

- 7-26 m³/min
- 7-17 bar



Large air

- 16-51 m³/min
- 7-28 bar

Handheld tools



Pneumatic tools

- Breakers (13.5-43.5 kg)
- Hammers (4.3-15.4 kg)
- Rock drills (14.7-29.5 kg)
- Additional air tools



Hydraulic tools

- Hammers and Breaker (12-39 kg)
- Power packs
- Additional hydraulic tools



Motor driven tools

- Breakers (22.5 kg)
- Motor drills (25 kg)
- Tie tampers (22.5 kg)

Generators



- Mobile
- Stationary
- Portable

Light towers



- Diesel LED and MH
- Electric LED

Dewatering pumps



- Surface
- Submersible
- Small package

For more information, please contact your CP partner:

Use only authorized parts. Any damage or malfunction caused by the use of unauthorized parts is not covered by Warranty or Product Liability.